

PALO, LEYTE - HSWG Partner Reporting Recovery Shelter Activities (as of 06-OCT-2014)

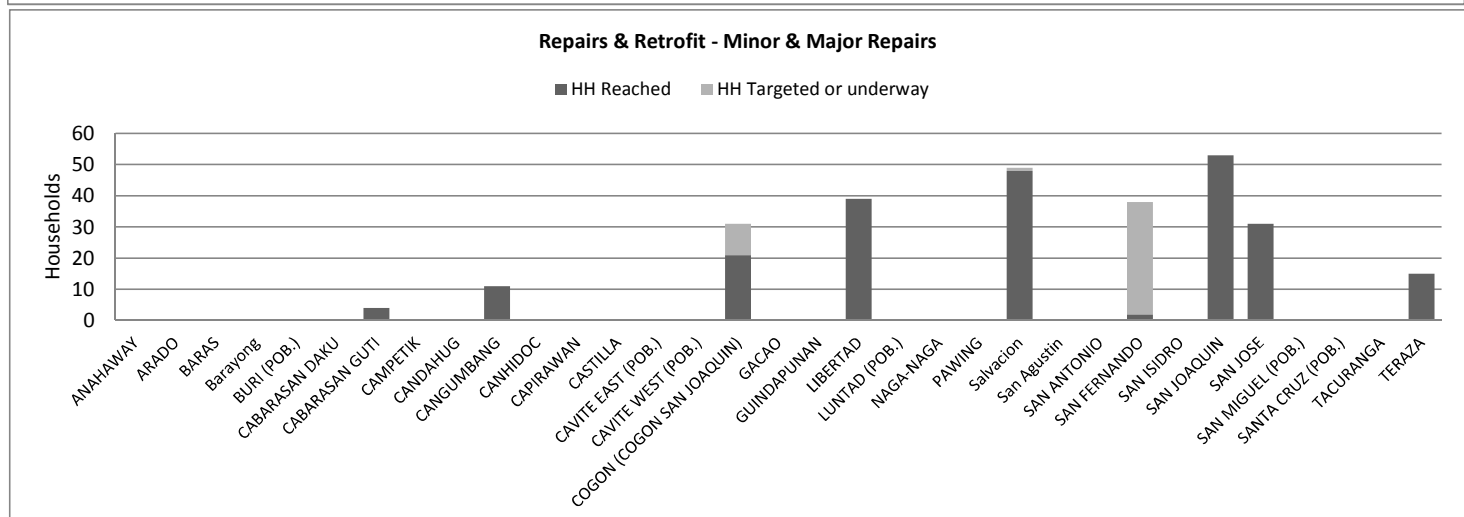
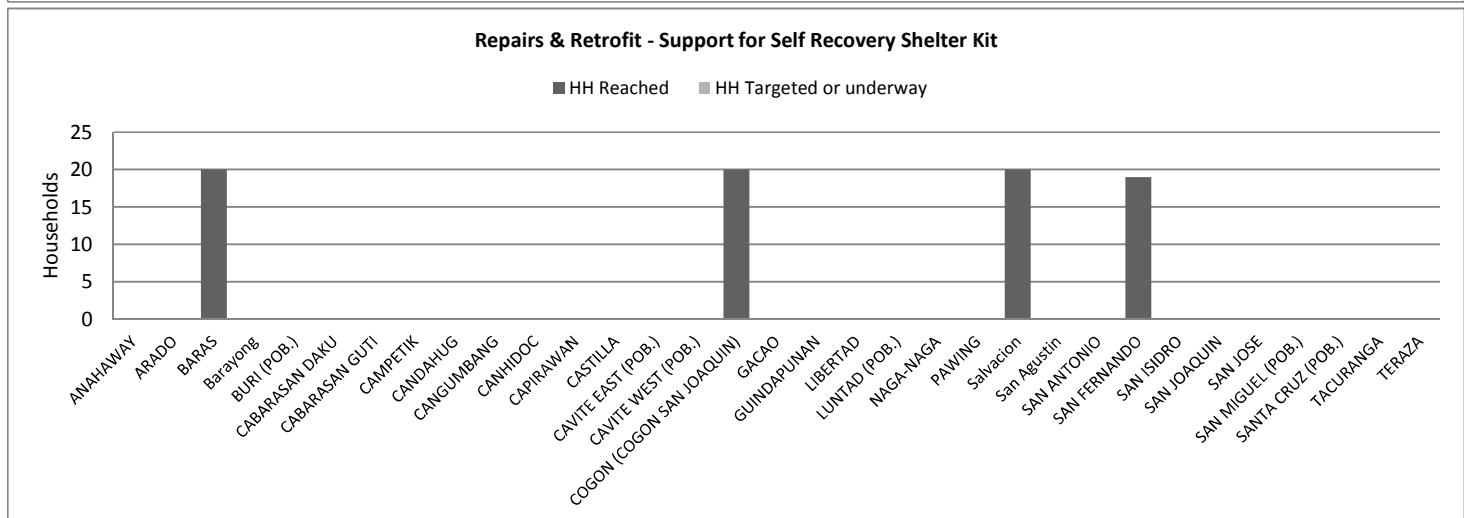
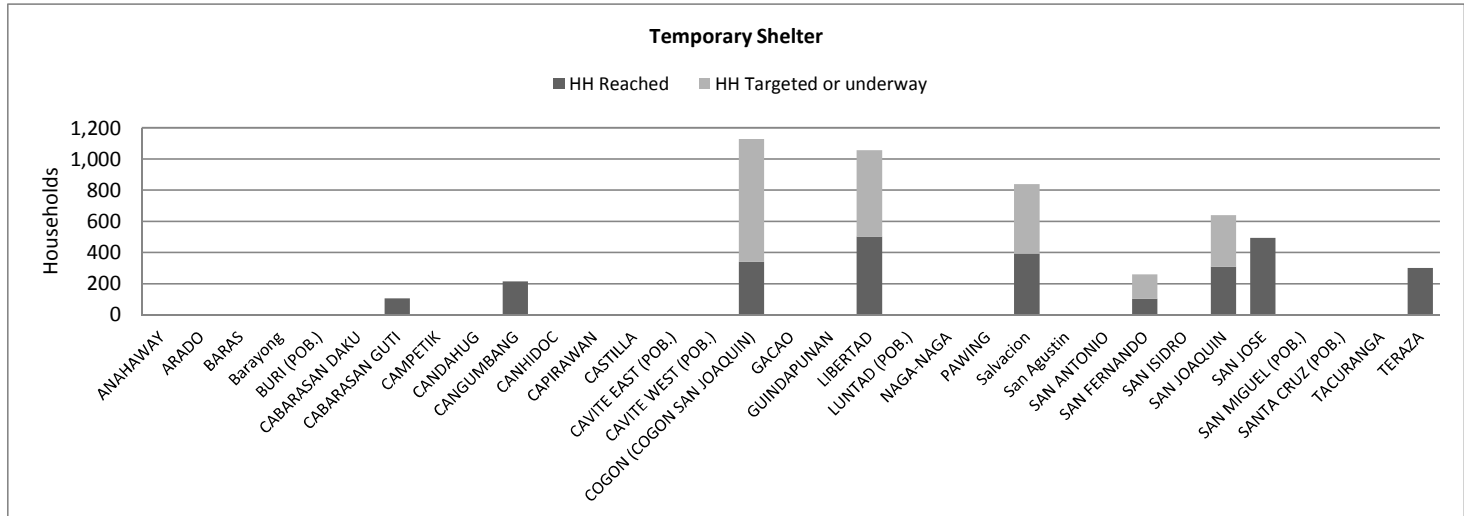
The graphs shown below represent the sum of households who have received (HH reached) or who will receive (HH targeted or underway) recovery shelter support by HSWG partner agencies. Numbers reached are those reported to the HSWG by 6th October 2014. Household number do not represent the total needs by Barangay - for this, consult with relevant Barangay or Municipality. PLEASE NOTE - scale differs in each graph.

For explanation of intervention types, please see Shelter Cluster Recovery guidelines:

<https://www.sheltercluster.org/Asia/Philippines/Typhoon%20Haiyan%202013/Documents/Recovery%20Shelter%20Guidelines.pdf>

The full data set of HSWG data can be found here:

<https://www.sheltercluster.org/Asia/Philippines/Typhoon%20Haiyan%202013/Documents/20141003%20HSWG%20Database%20for%20website.xlsx>



PALO, LEYTE - HSWG Partner Reporting Recovery Shelter Activities (as of 06-OCT-2014)

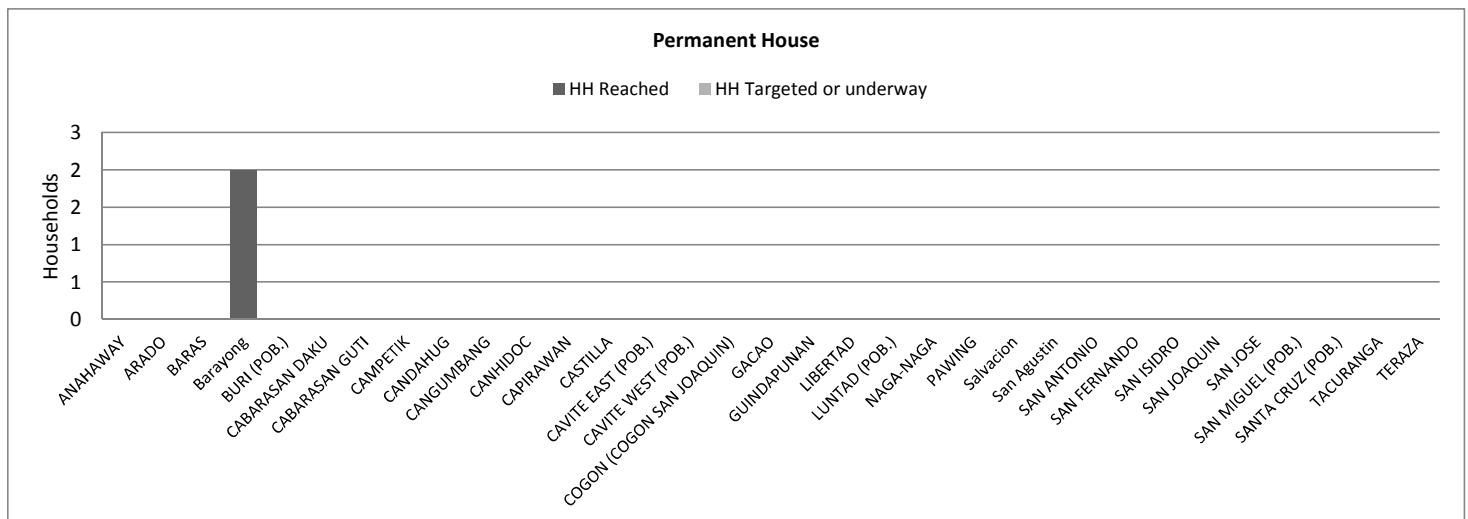
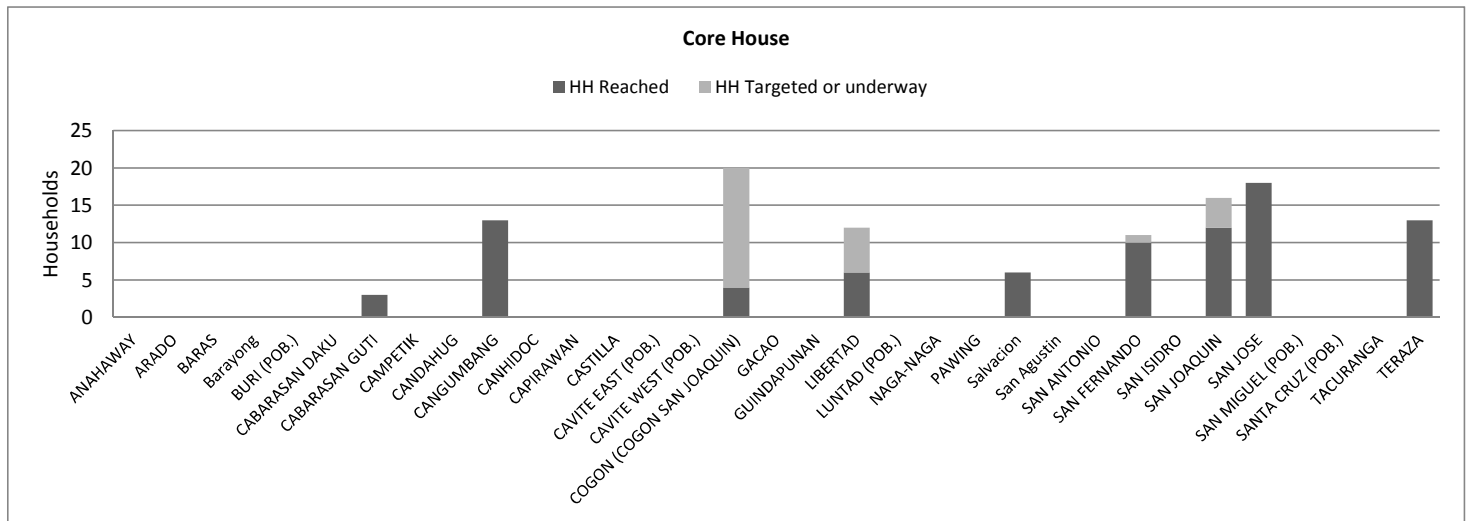
The graphs shown below represent the sum of households who have received (HH Reached) or who will receive (HH Targeted or underway) recovery shelter support by HSWG partner agencies. Numbers reached are those reported to the HSWG by 6th October 2014. Household number do not represent the total needs by Barangay - for this, consult with relevant Barangay or Municipality. PLEASE NOTE - scale differs in each graph.

For explanation of intervention types, please see Shelter Cluster Recovery guidelines:

<https://www.sheltercluster.org/Asia/Philippines/Typhoon%20Haiyan%202013/Documents/Recovery%20Shelter%20Guidelines.pdf>

The full data set of HSWG data can be found here:

<https://www.sheltercluster.org/Asia/Philippines/Typhoon%20Haiyan%202013/Documents/20141003%20HSWG%20Database%20for%20website.xlsb>





PALO - HSWG Partner reporting

Recovery Shelter activities (as of 06-OCT-2014)

Interventions By AGENCIES

The data shown below represent the sum of households who have received (HH reached) or who will receive (HH targeted or underway) recovery shelter support by HSWG partner agencies. Numbers reached are those reported to the HSWG by 6th October 2014. The full data set of HSWG data can be found here:

<https://www.sheltercluster.org/Asia/Philippines/Typhoon%20Haiyan%202013/Documents/20141003%20HSWG%20Database%20for%20website.xlsb>

Agency	Temporary Shelter		Repairs & Retrofit		Core House		Permanent House		Total HH Reached	Total HH Targeted
	HH Reached	HH Targeted	HH Reached	HH Targeted	HH Reached	HH Targeted	HH Reached	HH Targeted		
Caritas Austria	150	473							150	473
CRS	2,751	5,026	224	271	85	112			3,060	5,409
Habitat for Humanity							2	2	2	2
Operation Blessing					20	20			20	20
TESDA			79	79					79	79
Grand Total	2,901	5,499	303	350	105	132	2	2	3,311	5,983



PALO - HSWG Partner reporting

Recovery Shelter activities (as of 06-OCT-2014)

Interventions By BARANGAYS

The data shown below represent the sum of households who have received (HH reached) or who will receive (HH targeted or underway) recovery shelter support by HSWG partner agencies. Numbers reached are those reported to the HSWG by 6th October 2014. The full data set of HSWG data can be found [here](https://www.sheltercluster.org/Asia/Philippines/Typhoon%20Haiyan%202013/Documents/20141003%20HSWG%20Database%20for%20website.xlsx):

<https://www.sheltercluster.org/Asia/Philippines/Typhoon%20Haiyan%202013/Documents/20141003%20HSWG%20Database%20for%20website.xlsx>

	Temporary Shelter		Repairs & Retrofit		Core House		Permanent House		Total HH Reached	Total HH Target
Barangay	HH Reached	HH Target	HH Reached	HH Target	HH Reached	HH Target	HH Reached	HH Target		
ANAHAWAY					0	0			0	0
ARADO					0	0			0	0
BARAS			20	20	0	0			20	20
Barayong							2	2	2	2
BURI (POB.)										
CABARASAN DAKU										
CABARASAN GUTI	104	104	4	4	3	3			111	111
CAMPETIK										
CANDAHUG										
CANGUMBANG	213	213	11	11	13	13			237	237
CANHIDOC										
CAPIRAWAN										
CASTILLA					0	0			0	0
CAVITE EAST (POB.)										
CAVITE WEST (POB.)										
COGON (COGON SAN JOAQUIN)	339	1,128	41	51	4	20			384	1,199
GACAO					0	0			0	0
GUINDAPUNAN										
LIBERTAD	501	1,056	39	39	6	12			546	1,107
LUNTAD (POB.)					0	0			0	0
NAGA-NAGA										
PAWING										
Salvacion	393	838	68	69	6	6			467	913
San Agustin										
SAN ANTONIO										
SAN FERNANDO	102	258	21	57	10	11			133	326
SAN ISIDRO					0	0			0	0
SAN JOAQUIN	308	638	53	53	12	16			373	707
SAN JOSE	492	492	31	31	18	18			541	541
SAN MIGUEL (POB.)										
SANTA CRUZ (POB.)										
TACURANGA										
TERAZA	299	299	15	15	13	13			327	327
(blank)	150	473			20	20			170	493
Grand Total	2,901	5,499	303	350	105	132	2	2	3,311	5,983

**PALO - HSWG Partner reporting****Recovery Shelter activities (as of 06-OCT-2014)****Interventions By BARANGAYS & AGENCIES**

The data shown below represent the sum of households who have received (HH reached) or who will receive (HH targeted or underway) recovery shelter support by HSWG partner agencies. Numbers reached are those reported to the HSWG by 6th October 2014. The full data set of HSWG data can be found here:

<https://www.sheltercluster.org/Asia/Philippines/Typhoon%20Haiyan%202013/Documents/20141003%20HSWG%20Database%20for%20website.xlsx>

Barangays & Agency	Temporary Shelter		Repairs & Retrofit		Core House		Permanent House		Total HH Reached	Total HH Target
	HH Reached	HH Target	HH Reached	HH Target	HH Reached	HH Target	HH Reached	HH Target		
ANAHAWAY					0	0			0	0
CRS					0	0			0	0
ARADO					0	0			0	0
CRS					0	0			0	0
BARAS			20	20	0	0			20	20
CRS					0	0			0	0
TESDA			20	20					20	20
Barayong							2	2	2	2
Habitat for Humanity							2	2	2	2
BURI (POB.)										
CABARASAN DAKU										
CABARASAN GUTI	104	104	4	4	3	3			111	111
CRS	104	104	4	4	3	3			111	111
CAMPETIK										
CANDAHUG										
CANGUMBANG	213	213	11	11	13	13			237	237
CRS	213	213	11	11	13	13			237	237
CANHIDOC										
CAPIRAWAN										
CASTILLA					0	0			0	0
CRS					0	0			0	0
CAVITE EAST (POB.)										
CAVITE WEST (POB.)										
COGON (COGON SAN JOAQUIN)	339	1,128	41	51	4	20			384	1,199
CRS	339	1,128	21	31	4	20			364	1,179
TESDA			20	20					20	20
GACAO					0	0			0	0
CRS					0	0			0	0
GUINDAPUNAN										
LIBERTAD	501	1,056	39	39	6	12			546	1,107
CRS	501	1,056	39	39	6	12			546	1,107
LUNTAD (POB.)					0	0			0	0
CRS					0	0			0	0
NAGA-NAGA										
PAWING										
Salvacion	393	838	68	69	6	6			467	913
CRS	393	838	48	49	6	6			447	893
TESDA			20	20					20	20
San Agustin										
SAN ANTONIO										
SAN FERNANDO	102	258	21	57	10	11			133	326



PALO - HSWG Partner reporting

Recovery Shelter activities (as of 06-OCT-2014)
Interventions By BARANGAYS & AGENCIES

The data shown below represent the sum of households who have received (HH reached) or who will receive (HH targeted or underway) recovery shelter support by HSWG partner agencies. Numbers reached are those reported to the HSWG by 6th October 2014. The full data set of HSWG data can be found here:

<https://www.sheltercluster.org/Asia/Philippines/Typhoon%20Haiyan%202013/Documents/20141003%20HSWG%20Database%20for%20website.xlsx>

Barangays & Agency	Temporary Shelter		Repairs & Retrofit		Core House		Permanent House		Total HH Reached	Total HH Target
	HH Reached	HH Target	HH Reached	HH Target	HH Reached	HH Target	HH Reached	HH Target		
CRS	102	258	2	38	10	11			114	307
TESDA			19	19					19	19
SAN ISIDRO					0	0			0	0
CRS					0	0			0	0
SAN JOAQUIN	308	638	53	53	12	16			373	707
CRS	308	638	53	53	12	16			373	707
SAN JOSE	492	492	31	31	18	18			541	541
CRS	492	492	31	31	18	18			541	541
SAN MIGUEL (POB.)										
SANTA CRUZ (POB.)										
TACURANGA										
TERAZA	299	299	15	15	13	13			327	327
CRS	299	299	15	15	13	13			327	327
(blank)	150	473			20	20			170	493
Caritas Austria	150	473							150	473
Operation Blessing					20	20			20	20
Grand Total	2,901	5,499	303	350	105	132	2	2	3,311	5,983